

$$1) f(x) = x^5 - 6x^4 + 5x^2 + 3$$

$$f'(x) = n \cdot x^{n-1}$$

$$f'(x) = 5x^4 - 6 \cdot 4x^3 + 5 \cdot 2x$$

$$f'(x) = 5x^4 - 24x^3 + 10x$$

Tangente:

$$g(x) = f(x_0) + f'(x_0)(x - x_0) \quad x_0 = 1$$

$$g(x) = f(1) + f'(1)(x - 1)$$

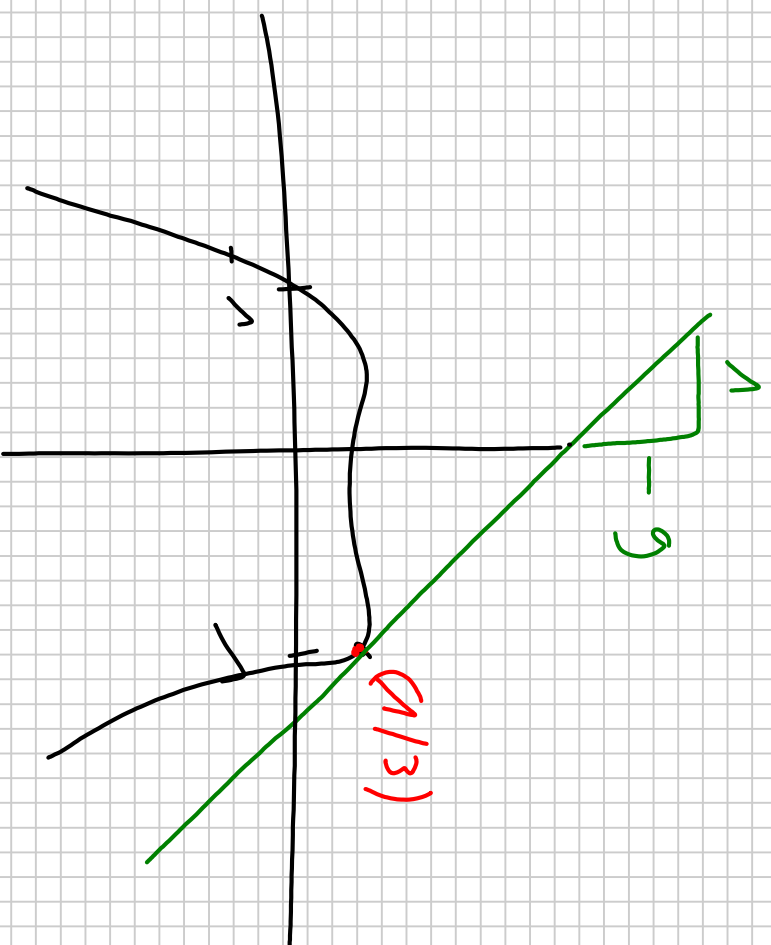
$$f(v) = 3$$

$$x_c = v \quad P(1/3)$$

$$f'(v) = -9$$

$$g(x) = 3 - 9 \cdot (x - v)$$

$$g(x) = -9x + 1v^2$$



$$f(x) := \sqrt{2x^2 + 9}$$

$$f(x) = (2x^2 + 9)^{1/2}$$

Außere Ableitung
 $-1/2$

$$\frac{1}{2} \cdot (2x^2 + 9)$$

$-1/2$

$$f'(x) = \frac{1}{2} (2x^2 + 9)$$

$\cdot 4x$

Innere Ableitung:

$$2x^2 + 9' = 4x$$

$$f'(x) = \frac{1}{2} \cdot 4x = \frac{2x}{\sqrt{2x^2 + 9}}$$

$$g(x) = f(x_0) + f'(x_0) \cdot (x - x_0)$$

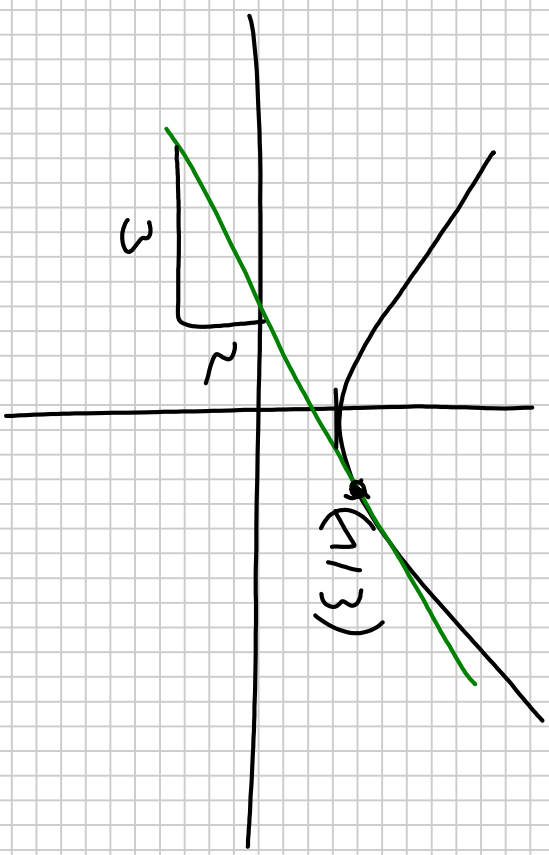
$$g(x) = f(1) + f'(1) \cdot (x - 1)$$

$$f(1) = 3 \quad P(1/3)$$

$$f'(1) = \frac{2}{3}$$

$$g(x) = 3 + \frac{2}{3} \cdot (x - 1)$$

$$g(x) = \frac{2}{3}x + \frac{7}{3}$$



$$f(x) = (4x + 3 \cdot \cos^2 x)^5$$

Außere Ableitung 4

$$5 \cdot (4x + 3 \cdot \cos^2 x)$$

Innere Ableitung 2

$$4x + 3 \cdot (\cos^2 x)'$$

$$4x' = 4$$

$$3 \cdot (\cos^2 x)' = 3 \cdot (\cos x)^2$$

$$6 \cdot (\cos x)$$

$$\cos x)' = -\sin x$$

$$[4 + 6 \cdot \cos x + \sin x)] \cdot 5 \cdot (4x + 3 \cdot \cos^2 x)'$$

$$f'(x) = 5 \cdot (4x + 3 \cdot \cos^2 x)' \cdot (4 - 6 \cdot \cos x \cdot \sin x)$$

$$2) f(x) = x^3 \cdot (x-3)$$

Monotonie

1. Ableitung

$$f(x) = x^4 - 3x^3$$

$$f'(x) = 4x^3 - 9x^2 = 0$$

$$x^2(4x - 9) = 0$$

$$x^2 = 0 \quad x_1 = +\sqrt{0}$$

$$x_2 = -\sqrt{0}$$

$$\boxed{x_{1,2} = 0}$$

$$4x - 9 = 0$$

$$x_3 = \frac{9}{4}$$

Bereiche:

$$x < 0$$

$$0 < x < \frac{9}{4}$$

$$x > \frac{9}{4}$$

$$f'(1) = -13$$

$$f'(2) = -4$$

$$f'(3) = 27$$

$f'(x) < 0$ monoton fallend

$f'(x) < 0$ monoton fallend

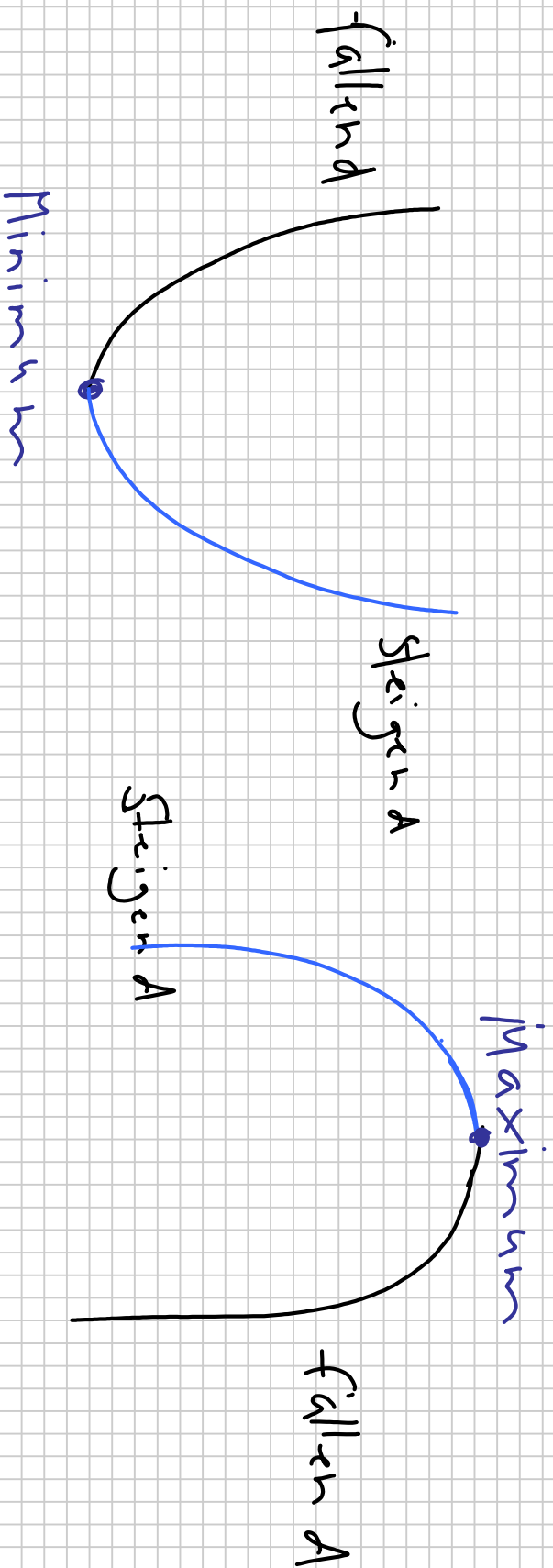
$f'(x) > 0$ monoton steigend

$(-\infty; \frac{5}{5})$

$f'(x) =$ $\begin{cases} < 0 & \text{für } x < 0 & \text{monoton fallend} \\ < 0 & \text{für } 0 < x < \frac{9}{5} & \text{monoton fallend} \\ > 0 & \text{für } x > \frac{9}{5} & \text{monoton steigend} \end{cases}$

> 0 für $x > \frac{9}{5}$

monoton steigend



Extremwerte:

$$f'(x) = x^2(4x - 9) = 0 \quad \text{Nullstellen}$$

$$\boxed{x_{1,2} = 0 \quad x_3 = 9/4}$$

$$f''(x) = 12x^2 - 18x$$

$$f''(0) = 0 \rightarrow \text{keine}$$

$$\boxed{\begin{aligned} f''(x) > 0 &\rightarrow \text{Minimum} \\ f''(x) < 0 &\rightarrow \text{Maximum} \end{aligned}}$$

$$f''\left(\frac{9}{4}\right) = -20,25 \quad f''(x) > 0 \rightarrow \underline{\underline{\text{Minimum}}}$$

Wen Aepan kilt

$$f''(x) = 12x^2 - 18x = 0 \quad \text{Nullstellen bestimmen}$$

$$x(12x - 18) = 0$$

$$\boxed{x_1 = 0}$$

$$12x - 18 = 0 \rightarrow \boxed{x_2 = 1,5}$$

$$f'''(x) = 24x - 18$$

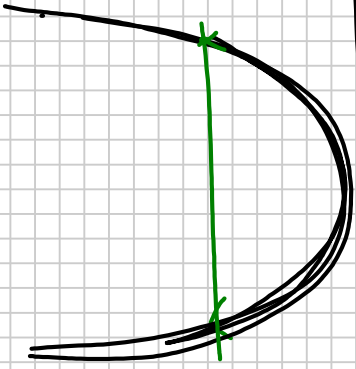
$$f'''(6) = -18$$

$f'''(x) < 0 \rightarrow$ links reach wechs 10/0)

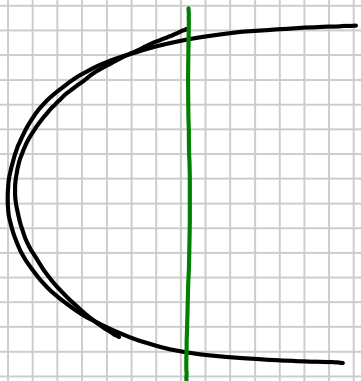
$$f'''(1,5) = 18$$

$f'''(x) > 0 \rightarrow$ wechs reach links (1,5/-5,0)

Konkav / konvex



Konkav



Konvex

$$f''(x) = 12x^2 - 18x = 0$$

Nullstellen bestimmen

$$x(12x - 18) = 0$$

$$x_1 = 0 \quad x_2 = 1,5$$

$$x < 0$$

$$0 < x < 1,5$$

$$x > 1,5$$

$$f''(x) = 12x^2 - 18x$$

$$f''(x_0) > 0$$

konvex

$$f''(x_0) < 0$$

konkav

$$f''(-1) = 30$$

streng konvex

$$f''(1) = -6$$

streng konkav

$$f''(2) = 12$$

streng konvex

$$f''(x) =$$

$$\begin{cases} > 0 & x < 0 & \text{stetig} & \text{konvex} \\ < 0 & 0 < x < 1,5 & \text{stetig} & \text{konkav} \\ > 0 & x > 1,5 & \text{stetig} & \text{konvex} \end{cases}$$